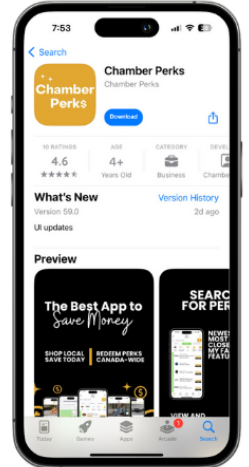




How to Access Member Dashboard


1 DOWNLOAD THE CHAMBER PERKS APP AND SIGN UP FOR A USER ACCOUNT

You can sign up for a Free Chamber Perks App™ user account by downloading the app and going through the sign-up process. It is recommended that you use your work email to create a personal account and password.



2 ACCESS YOUR MEMBER DASHBOARD

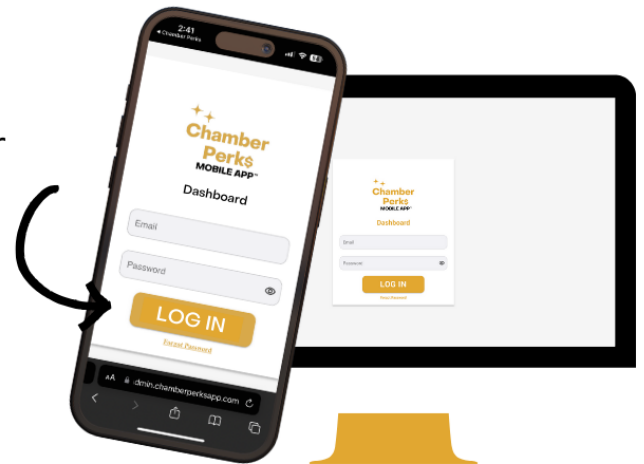
Using your phone, navigate to the app's settings page by tapping the setting icon at the top left corner. Tap "Open Dashboard" to access your Member Dashboard.



3 LOG IN TO MEMBER DASHBOARD

To log into your Member Dashboard you must use the username email and temporary password provided to you by your chamber or board to log in and set a new password. If you don't have your credentials please contact your chamber or board.

Alternatively, you can access your Dashboard from a browser by going to:
dashboard.chamberperksapp.com



Share your Member Dashboard credentials with appropriate staff members. Security requests to change passwords will be emailed only to the username email.